

**Montgomery Township School District**



# **Proposed Budget 2021-22**

---

*Maintaining Excellence*

---

**March 16, 2021**

# Montgomery Township School District Agenda



- **Factors in Building a Budget**
- **Budget Development Process**
- **Explanation of Funds**
- **Enrollment**
- **Sources of Revenue**
- **Proposed Expenditures**
- **Tax Impact**
- **Questions**



# Montgomery Township School District

## Factors Included in the Process of Planning a Budget



- Revenue Restrictions
- Student Achievement
- SEL, Mental Health/Learning Loss due to COVID
- Safety and Security/COVID Management
- Student Transportation
- Enrollment
- Class Size
- Special Education
- Staffing, Contracts and Benefits
- Program Offerings
- Technology
- Professional Development
- Curriculum and Instruction
- Supplies and Equipment
- Facilities and Maintenance

# Montgomery Township School District Budget Development Process



**The budget development process is ever going with the board, administration and community**

- **September 2020** - District staff collaboratively determine needs for the 2021-22 budget
- **January/February 2021** – Superintendent and central office administration review budget requests for reasonableness of needs within district resources
- **February 25, 2021** – State aid notices were released to school districts
- **March 5, 2021** – Proposed budget presented to Operations, Facilities and Finance Committee

# Montgomery Township School District Budget Development Process



- **March 16, 2021** – Proposed budget presented to the Board and the Board of Education adopts a tentative budget
- **March 22, 2021** - District submits the budget to the Executive County Superintendent for approval
- **April 20, 2021** - The Executive County Superintendent approval is required prior to advertising
- **April 23, 2021** – Advertised budget and notice of public hearing in the newspaper
- **April 27, 2021** - Public Hearing and Board of Education adoption of the 2021-22 school budget

# Montgomery Township School District Explanation of Funds



- **General Fund**
  - **Operating Budget**
  
- **Special Revenue Fund**
  - **State, Federal and Local Grants**
  
- **Debt Service Fund**
  - **Principal and Interest Payments on Existing Debt**

# Montgomery Township School District Enrollment



| Fiscal Year                                | Enrollment | Change in Enrollment | Percentage Change in Enrollment |
|--|------------|----------------------|---------------------------------|
| 2021/2022*                                 | 4629       | -22                  | -0.49%                          |
| 2020/2021                                  | 4651       | -21                  | -0.45%                          |
| 2019/2020                                  | 4672       | -12                  | -0.26%                          |
| 2018/2019                                  | 4684       | -103                 | -2.15%                          |
| 2017/2018                                  | 4787       | -12                  | -0.25%                          |
| <b>2021/2022 are Estimated Projections</b> |            |                      |                                 |

# Montgomery Township School District

## Sources of Revenue

### General Fund



Where Does the Money Come From?



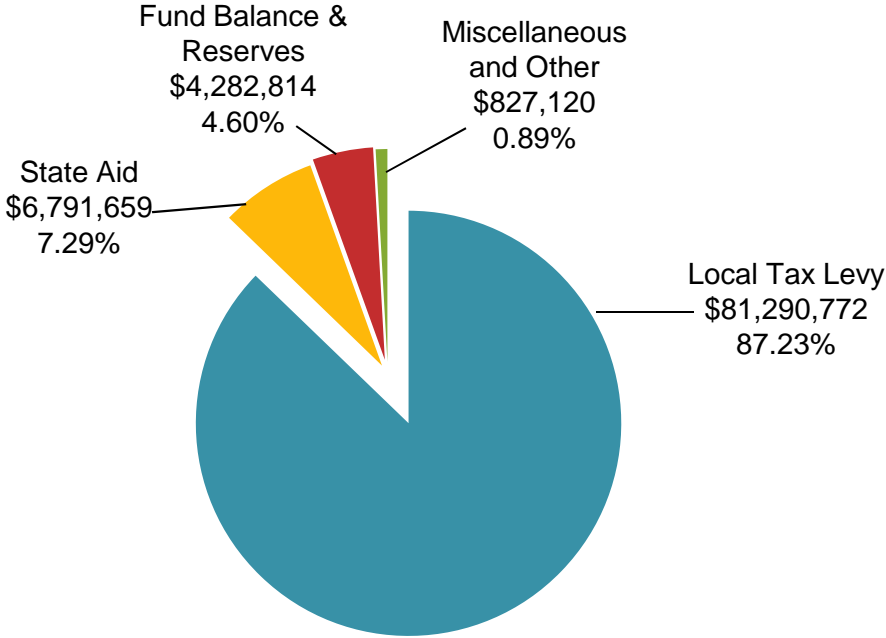
15



# Montgomery Township School District

## General Fund Revenues

### \$93,192,365



# Montgomery Township School District



## 2021-22 Budget Sources of General Fund Revenues

| Source                             | 2020-21                    | 2021-22                    | \$ Inc/(Dec)              |
|------------------------------------|----------------------------|----------------------------|---------------------------|
| Local Taxes                        | 79,696,835                 | 81,290,772                 | 1,593,937                 |
| State Aid                          | 6,557,202                  | 6,791,659                  | 234,457                   |
| Fund Balance & Reserves            | 4,293,836                  | 4,282,814                  | (11,022)                  |
| <u>Miscellaneous &amp; Other</u>   | <u>979,746</u>             | <u>827,120</u>             | <u>(152,626)</u>          |
| <b>Total General Fund</b><br>===== | <b>91,527,619</b><br>===== | <b>93,192,365</b><br>===== | <b>1,664,746</b><br>===== |

# Montgomery Township School District




## 2021-22 Budget Sources of Debt Service Fund Revenues

| Source                             | 2020-21                   | 2021-22                   | \$ Inc/(Dec)              |
|------------------------------------|---------------------------|---------------------------|---------------------------|
| Local Taxes                        | 7,097,597                 | 7,206,184                 | 108,587                   |
| State Aid                          | 712,773                   | 691,892                   | (20,881)                  |
| Transfer from Capital Reserve      | 338,895                   | 0                         | (338,895)                 |
| <u>Fund Balance &amp; Reserves</u> | <u>22,530</u>             | <u>92,300</u>             | <u>69,770</u>             |
| <b>Total General Fund</b><br>===== | <b>8,171,795</b><br>===== | <b>7,990,376</b><br>===== | <b>(181,419)</b><br>===== |

**Montgomery Township School District**  
**Proposed Expenditures**  
**General Fund**

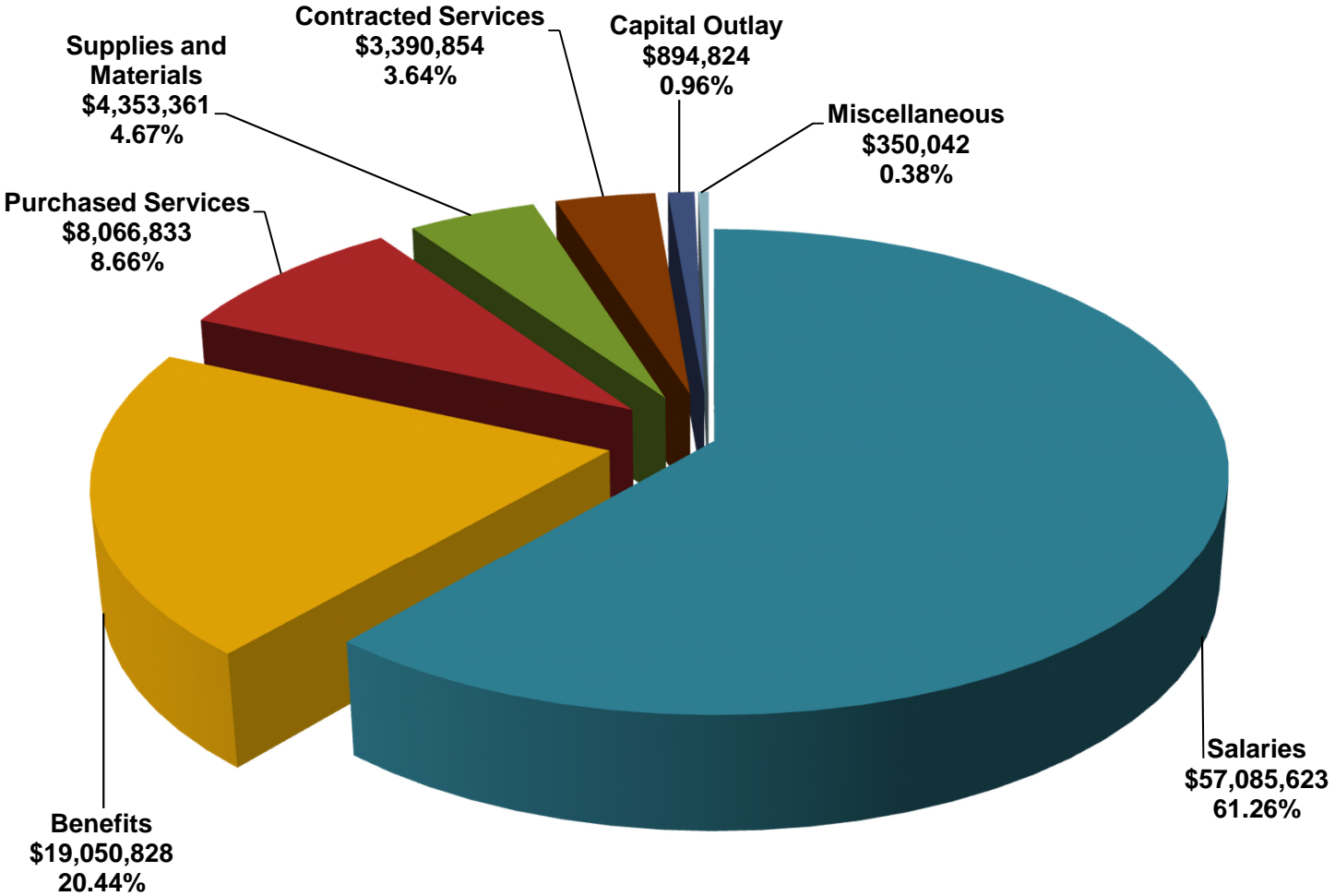


**Where Does the Money Go?**



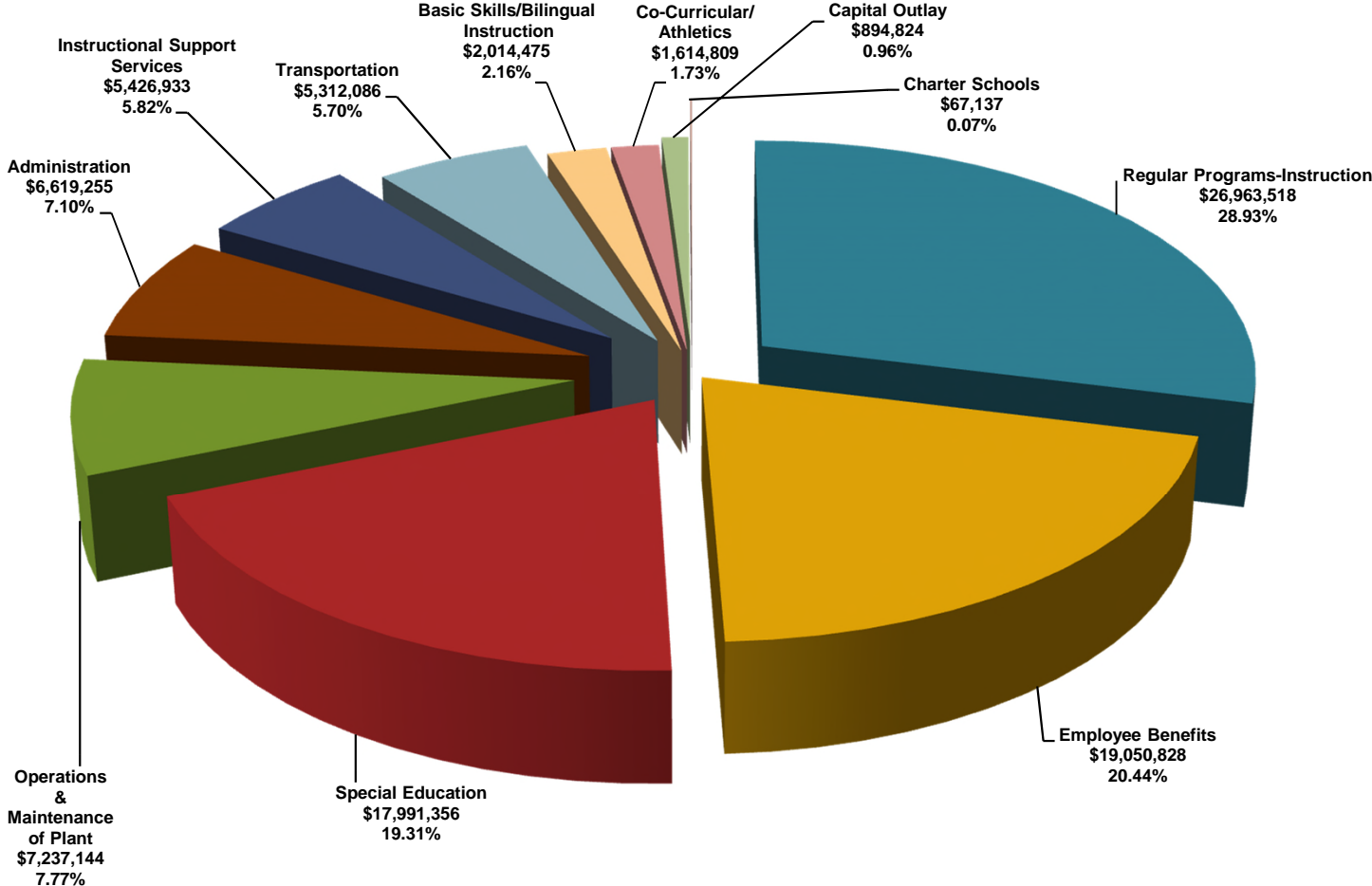
# Montgomery Township School District

## General Fund Proposed Expenditures (Object) \$93,192,365



# Montgomery Township School District

## General Fund Proposed Expenditures (Function) \$93,192,365



# Montgomery Township School District

## General Fund Function Comparison



|                                    | 2020-21           | 2021-22           | \$<br>Inc/(Dec)  | %<br>Inc/(Dec)  |
|------------------------------------|-------------------|-------------------|------------------|-----------------|
| Regular Programs-Instruction       | 25,949,878        | 26,963,518        | 1,013,640        | 3.76%           |
| Employee Benefits                  | 18,713,572        | 19,050,828        | 337,256          | 1.77%           |
| Special Education                  | 17,525,039        | 17,991,356        | 466,317          | 2.59%           |
| Operations & Maintenance of Plant  | 7,740,599         | 7,237,144         | (503,455)        | (6.96)%         |
| Administration                     | 6,902,588         | 6,619,255         | (283,333)        | (4.28)%         |
| Instructional Support Services     | 5,261,462         | 5,426,933         | 165,471          | 3.05%           |
| Transportation                     | 5,159,966         | 5,312,086         | 152,120          | 2.86%           |
| Basic Skills/Bilingual Instruction | 1,809,397         | 2,014,475         | 205,078          | 10.18%          |
| Co-Curricular/Athletics            | 1,667,576         | 1,614,809         | (52,767)         | (3.27)%         |
| Capital Outlay                     | 703,057           | 894,824           | 191,767          | 21.43%          |
| Charter Schools                    | <u>94,485</u>     | <u>67,137</u>     | <u>(27,348)</u>  | <u>(40.73)%</u> |
|                                    |                   |                   |                  |                 |
| <b>Total General Fund</b>          | <b>91,527,619</b> | <b>93,192,365</b> | <b>1,664,746</b> | <b>1.82%</b>    |

# Montgomery Township School District



## Tax Impact Montgomery Township

|  |   |
|--|---|
| <b>Assessed Valuation</b>                      | <b>\$3,940,564,795</b><br><b>+\$20,386,518 (+.06%)</b>          |
| <b>Estimated Projected School<br/>Tax Rate</b> | <b>\$2.195</b><br><b>+.033 per \$100 Assessed<br/>Valuation</b> |
| <b>Average Assessment</b>                      | <b>\$503,640</b><br><b>+\$170</b>                               |



# Montgomery Township School District



## Tax Impact Rocky Hill

|  |  |
|--|--|
| <b>Assessed Valuation</b>                      | <b>\$138,724,369</b><br><b>+\$6,558,269 (+4.96%)</b>           |
| <b>Estimated Projected School<br/>Tax Rate</b> | <b>\$1.463</b><br><b>+.00 per \$100 Assessed<br/>Valuation</b> |
| <b>Average Assessment</b>                      | <b>\$470,458</b><br><b>-\$13</b>                               |

# Montgomery Township School District



## Questions

